

Good morning! We hope you are having a fabulous Wednesday year 1.

Here are today's learning tasks

### English

Today we are having another practise at forming our letters correctly. As you move up the school and start to join your writing, it is really important that you form them the correct way, so we thought we would do another handwriting activity.

To make it fun, lets have a go at rainbow writing. We want you to practise writing each letter of the alphabet, but this time, roll the dice to see which colour to use next. Have a look at the instructions and example below. Don't worry if you don't have the exact same colours, you can use any colours you would like.



The letter formation sheet is attached at the end of the email to help you.

### Phonics

Remember to watch today's phonics video.


[https://www.youtube.com/channel/UCP\\_FbjYUP\\_UtldV2K\\_-niWw/videos?app=desktop](https://www.youtube.com/channel/UCP_FbjYUP_UtldV2K_-niWw/videos?app=desktop)

### Active Learning

It's day 3 of your Blue Peter sports challenge. We are wondering how you are getting on? In school we have a wide variety of activities going on; skipping, running, jumping, hula hooping, zumba. We are having lots of fun and hope you are too! Keep it up!

## Maths

We have been looking at money over the last week, so we thought it would be lots of fun to make a toy shop. Find some toys, and put some price tags on them, then see if someone in your house will come to the shop to buy something. If you don't have play money, or real coins that you can use, maybe you could draw some and cut them out. Remember the coins look like this:



## Lulu and Humphrey





























Lulu and Humphrey are going to have a go at Maracas with Miss Morris today. What fun! Don't forget, you can join in too! Just take a look at the Cavalry facebook page.

Have a lovely day!

Mrs Morris and Mrs Turrell

Rhymes for letter formation - taken from Read Write Inc.

<p>a</p>  <p>Around the apple and down the leaf.</p>	<p>b</p>  <p>Down the laces to the heel and around the toe.</p>	<p>c</p>  <p>Curl around the caterpillar.</p>	<p>d</p>  <p>Around the dinosaurs bottom, up his tall neck &amp; down to his toes.</p>	<p>e</p>  <p>Lift off the top and scoop out the egg.</p>	<p>f</p>  <p>Down the stem and draw the leaves.</p>
<p>g</p>  <p>Around the girls face, down her hair and give her a curl.</p>	<p>h</p>  <p>Down the head, to his hooves and over his back.</p>	<p>i</p>  <p>Down the body and dot for the head.</p>	<p>j</p>  <p>Down his body, curl, dot for his head.</p>	<p>k</p>  <p>Down the body around the tail and down the leg.</p>	<p>l</p>  <p>Down the long leg.</p>
<p>m</p>  <p>Down Maisie, mountain, mountain.</p>	<p>n</p>  <p>Down Nobby and over his net.</p>	<p>o</p>  <p>All around the orange.</p>	<p>p</p>  <p>Down the pirates plait and around his face.</p>	<p>qu</p>  <p>Round her head, up past her earring, down her hair, and flick.</p>	<p>r</p>  <p>Down the robots back and curl over his arm.</p>
<p>s</p>  <p>Slither down the snake.</p>	<p>t</p>  <p>Down the tower, across the tower.</p>	<p>u</p>  <p>Down and under, up to the top and draw the puddle.</p>	<p>v</p>  <p>Down a wing, up a wing.</p>	<p>w</p>  <p>Down, up, down, up.</p>	<p>x</p>  <p>Down the arm and leg, repeat the other side.</p>
<p>y</p>  <p>Down a horn, up a horn and under head.</p>	<p>z</p>  <p>Zig-zag-zig.</p>				