

Good morning Year 1. It's Friday already!! How are your Lego models going? Don't forget to send a photograph and we'll get some on the website. So, today.

Writing


<https://www.bbc.co.uk/bitesize/articles/zrtjqp3>

Watch the clip of the story.


Which animal would you have "magicked" the cat into, and why? What adventures would you have with your animal? Draw a lovely picture of your animal. - it could be a made up animal!!

Maths


Make Arrays



There are ____ dots in each row.
There are ____ rows.
____ + ____ = ____
There are ____ dots altogether.




There are ____ dots in each column.
There are ____ columns.
____ + ____ + ____ + ____ = ____
There are ____ dots altogether.




Have a go at making your own arrays. You could use pencils or stones from the garden.

Record them as in the diagram.


If you like cooking, try this,

Bake it!  **#MathsEveryoneCanAtHome**


We love baking at White Rose Maths and we love arrays.



What multiplication facts can you see?
How many different arrays can you make?



Use our recipe to help you bake some delicious fairy cakes.
How many different arrays can you make with 12 fairy cakes?
Don't forget to share your photos!



Do you remember when we made paper aeroplanes and measured them by using our feet?

Have a go at making an aeroplane and measure how far it flies, using something you can find at home to measure - a wooden spoon or an empty milk container would work.

Handwriting

Practise writing your letters. Remember to start at the red dot and follow the arrows. Repeat the letters you find tricky - I know some of you need to practise b, d, j, u, v in particular



So what have Humphrey and Lulu been up to? Humphrey is busy reading his book and Lulu is keeping cool in the bird bath.



Have a lovely day. Remember you can email any time. We look forward to seeing some of your work.

Mrs Morris and Mrs Turrell

24th April